

**KHSAA TITLE IX
ANNUAL REPORT SUBMISSION
STATUS REPORT
2008-2009**

KHSAA
Form T65
Revised 4/09

TO: KHSAA Member School Superintendents, Principals, and Athletic Directors

FROM: Brigid L. DeVries, Commissioner
Darren Bilberry, Assistant Commissioner

DATE: 5/6/2009

School	Jackson City	Reviewed by	Jenny McCarty
--------	--------------	-------------	---------------

The following is a status report regarding the required 2008 - 2009 Title IX Annual Report submission of forms due into the KHSAA office by April 15, 2009. Appropriate KHSAA Audit Team personnel have reviewed these forms and the following is a summary of this review.

I. Checklist of Forms properly submitted in a satisfactory manner:

<input checked="" type="checkbox"/>	GE 19 (Annual Verification)	<input checked="" type="checkbox"/>	T-35 (Budget Expenses)
<input checked="" type="checkbox"/>	T-1 (Summary Program Chart 1)	<input checked="" type="checkbox"/>	T-36 (Budget Expenses)
<input checked="" type="checkbox"/>	T-2 (Summary Program Chart 2)	<input checked="" type="checkbox"/>	T-41 (Checklist – Overall Interscholastic Program)
<input checked="" type="checkbox"/>	T-3 (Summary Program Chart 3)		T-60 (Corrective Action Plan)
<input checked="" type="checkbox"/>	T-4 (Summary Program Chart 4)	<input checked="" type="checkbox"/>	T-63 (Interscholastic Survey Results)

II. Status

A.		2008 – 2009 Forms are satisfactory and no further information or action is necessary at this time.
B.	<input checked="" type="checkbox"/>	Errors have been noted with respect to the following forms: A corrective action plan was not submitted this year. Please submit to the KHSAA by the end of your school year.
C.		The following forms were omitted and must be submitted by school representatives:
D.	<input checked="" type="checkbox"/>	According to the 2008-2009 data, the school appears to be meeting the standards established in: <input type="checkbox"/> Test 1 (Athletic participation is proportionate to enrollment) <input type="checkbox"/> Test 2 (History and continuing practice of program expansion) <input checked="" type="checkbox"/> Test 3 (Full and effective accommodation of interests and abilities)
E.		Other Recommendation and Comments: <ul style="list-style-type: none"> No awards reported for girls' and boys' track. Please make sure your school has a comprehensive award policy to ensure equity in this benefit area. You are doing a good job of addressing the athletic interests of your student athletes.



**KENTUCKY HIGH SCHOOL ATHLETIC ASSOCIATION
2008-2009 ANNUAL VERIFICATION OF TITLE IX PROCEDURES**

KHSAA Form GE19
F-Forms/GE19
Rev.12/08

(To be submitted by April 15, 2009 along with other required forms)

APR 16 2009

The Jackson City High School, Jackson, Kentucky
(Name of High School) (City)

certifies to the Kentucky High School Athletic Association that the following is an accurate and true representation of the facts surrounding compliance with 20 U.S.C. Sections 1681-1688, et. Seq. (also known as Title IX)

I certify the following provisions in accordance with records at the school contained in the permanent Title IX file, at least one copy of which must be maintained in the Principal's office, and to the best of my knowledge have completed the following tasks.

Established a gender equity committee at the high school. **(List committee personnel and provide attachment if necessary)**

Name	Address	Phone	Title
			(Supt., Principal, Student, Parent, Coach, Etc.)
John Couch	940 Highland Ave	(606) 666-5164	Girls H.S. Basketball/Golf/AD
Sylvia Back	"	666-5089	M.S. Girls BB/Track B/C
J.C. Lucas	"	"	Boys Basketball/Baseball/Coach
Angie Campbell	"	"	Parent Elem. Boy's Team
Greg Stacy	"	"	P.E. Teacher
Sandra Gabbard	"	"	Secretary

Scheduled a minimum of three meetings during the 2008-2009 school year on the following dates:

September 2, 2009
December 3, 2008
February 9, 2009

Designated the following person(s) as the Title IX coordinator for the school:

Name	Title	Address	Phone
John Couch	Athletic Director	940 Highland Ave Jackson, Ky 41339	606-666-5164 606 568-7202

Designated the following person(s) as the Title IX coordinator for the district:

Name	Title	Address	Phone
Susan Watts	Assistant Principal	940 Highland Ave. Jackson Ky 41339	606-666-5164 606-666-4979

School personnel are continuing to make periodic reviews of the boys' and girls' athletics program reflected in the Corrective Action Plan.

In addition to the above information, the above referenced school maintains a complete permanent file relative to Title IX records including copies of the self-assessment audit, all corrective action plans, and other related materials.

Principal's Signature

4-15 2009
Date

Superintendent Signature

School Board Chairpersons' Signature

(Send original copy to KHSAA - Maintain duplicate in Title IX school folder)

2008-2009
ACCOMMODATION OF INTERESTS AND ABILITIES
SUMMARY PROGRAM CHART 1

KHSAA
 Form T1
 Rev. 12/08

Participation Opportunities Test One


		(Column 1)	(Column 2)	(Column 3)	(Column 4)
	Program	Enrollment	Percentage of Total Enrollment	Number of Interscholastic Participants (double and triple count)	Percentage of Total Participation
Row 1	GIRLS	43	39.1%	68	49.3%
Row 2	BOYS	67	60.9%	70	50.7%
Row 3	Totals	110	100%	138	100%

Instructions:

*Number of 8th grade students & below used in Column 3 and Column 4 calculations : 55

- 1) Determine the total number of girls enrolled, (place in Row 1, Column 1). Determine the total number of boys enrolled, (place in Row 2, Column 1).
- 2) Add the total number of girls and boys enrolled to determine total enrollment, (place in Row 3, Column 1).
- 3) Calculate the percentage of total enrollment that is female. (Divide Row 1, Column 1 by Row 3, Column 1 and place in Row 1, Column 2.) Calculate the percentage of total enrollment that is male. (Divide Row 2, Column 1 by Row 3, Column 1 and place in Row 2, Column 2.) Note: Row 1, Column 2 plus Row 2, Column 2 should total 100%.
- 4) Ask coaches to confirm the names of those individuals who are on the team as of the first **date of regular season competition**, and cross out the names of those who were cut from the team or quit the team prior to the first regular season competitive event. Determine the total number of interscholastic athletics participants that are girls, (and place in Row 1, Column 3). In order to determine the total number of athletics participants, an individual should be counted each time he or she participates on a team. For example, if Jane Doe competes on the varsity volleyball team, the junior varsity volleyball team, the junior varsity basketball team, and the varsity softball team, she should be counted as four participants (**do not include club or intramural sports participants, cheerleaders, dance teams, or pom squads**). Calculate the same way for boys and girls. * In addition, should 8th grade students and below play on a Freshman, Junior Varsity, or Varsity team, they should also be counted for each team and sport on which they participate. If applicable, please asterisk in the above notation as to how many 8th grade students & below are included in the totals.
 Using the same procedure, determine the total number of interscholastic athletic participants that are boys, (and place in Row 2, Column 3). Add Row 1, Column 3 plus Row 2, Column 3 to get total participants and place in Row 3, Column 3.
- 5) Calculate the percentage of female participation. (Row 1, Column 3 divided by Row 3, Column 3 and place in Row 1, Column 4.) Calculate the percentage of male participation. (Row 2, Column 3 divided by Row 3, Column 3 and place in Row 2, Column 4.) Note: Row 1, Column 4 plus Row 2, Column 4 should total 100%.

Note: While being within three percent is not a formal compliance standard; if the percent listed in Row 1, Column 4 is within 3% of Row 1, Column 2, then it provides a good target within which compliance is likely.

Principal's Signature:  Date: 4-15-09

**ACCOMMODATION OF INTERESTS AND ABILITIES
SUMMARY PROGRAM CHART T-3**


Participation Opportunities Test Three

FOR ANY QUESTION ANSWERED "YES" IDENTIFY THE RESPECTIVE SPORT(S).

	GIRLS (Yes / No)		BOYS (Yes / No)
1. For a sport <u>not</u> currently offered in your interscholastic athletics program, is there sufficient interest to form a viable interscholastic team based on participation on an <u>intramural team</u> .	No		No
2 For a sport <u>not</u> currently offered, is there sufficient interest, based on the responses to your most recent Student Interest Survey, to form a viable <u>interscholastic team</u> for a sport not currently offered. If yes, what sport?	Yes Tennis		Yes Tennis
3. For a sport currently offered at the junior varsity or freshman level is there sufficient interest, based on your most recent Student Interest Survey, to form a <u>varsity team</u> not currently offered?	No		No
4. For a sport currently offered at the varsity level only, is there sufficient interest, based on your most recent Student Interest Survey, to form a viable team for a <u>junior varsity or freshman team</u> that is not currently offered?	No		No
5. If you answered YES to question (1), (2), (3), or (4), are there enough high schools in the geographic area offering the sport (at the appropriate level) to allow for the development of a reasonable schedule of competition?	Yes		Yes

Plans to Address Interest: *Meet with student before last day of school, take a poll and see who is seriously interested in the sport of tennis.

- * Check with Principal, Supt. and board to discuss possibilities.
- * Check with other tennis teams in the region and surrounding area
- * Check with HCTCS for the use of their tennis court.

Principal's Signature:  Date: 4-15-09

Email Message

(Page 1 of 2)

Subject: RE: Title IX Report

Date: Sat, 2 May 2009 09:27:30 -0400

From: "Couch, John (Athletic Director)" <John.Couch@Jacksonind.kyschools.us>

To: <title9@khsaa.org>

Attachment: winmail.dat

Ms. Jenny McCarty
Title IX Auditor

In the Title IX Audit of this year I (John Couch) was suppose to describe how Jackson City School approached and followed through with the interest survey. In the survey a number of female students chose Volleyball, which was a sport we haven't offered yet. After tallying the numbers, discussing the possibilities with Principal and Supt., looking at names of students interested, discussing with female students and calling a meeting with the female students grades (8-11) during school. Asking the females who was really interested if Jackson City were to offer the sport. Since the volleyball is played during the fall, several said they would be playing soccer and couldn't. Others said they would be cheerleading in middle or high school and would be in gymnastics and conditioning and couldn't. A few were beginning a job or had been working during the summer and had planned on continuing working throughout the fall. There were just a few females left and not nearly enough to start volleyball as a fall female sport. The Principal checked with Breathitt County's volleyball coach to check on teams in the area, equipment, and just get some basic background information

The male sport most chosen was golf. I discussed with males who had chosen the sport, then called a meeting for males and females interested in playing golf in the fall. We had 5 boys and no girls. I then took their phone number they could be contacted. Over the summer the Supt. asked me (John Couch) to go to the golf rules clinic in Lexington, if I was still interested in coaching golf. When school started I again asked for females/males who may be interested in playing golf to come to a meeting during school. At the meeting I had four girls and seven boys. From there we started Jackson City's Golf Team. At the end of the season we ended up with five girls and nine boys.

• Just to note, we had a 7th grade female and a 7th grade male who placed in the Region Class A match and got the opportunity to compete in Richmond, KY at the Class A State Golf match.

John Couch
Athletic Director
Jackson City School

I can send a copy with a school letter head in the mail if yo need me to.

-----Original Message-----
From: Title 9 Audit [mailto:title9@khsaa.org]
Sent: Wed 4/29/2009 3:04 PM
To: Couch, John (Athletic Director)
Subject: Title IX Report

John,

I am in the process of reviewing your Title IX annual report. I need to speak with you to get some additional informaiton. Could you please call me at your earliest convenience.

Thanks

2008-2009
ACCOMMODATION OF INTERESTS AND ABILITIES
SUMMARY PROGRAM CHART T-2

KHSAA
 Form T2
 Rev. 12/08


Participation Opportunities Test Two

		Column 1	Column 2	Column 3	Column 4	Column 5
Program		Number of Teams Currently Offered	Number of Participants	Number of Teams Added Since the beginning of the 2004-2005 School Year	Number of participants for the 2008-09 school year who are playing on teams added since the 2004-05 school year	Percent of Total Participation By Sex Added Since the beginning of the 2004-2005 School Year
GIRLS	Row 1	varsity:	5	45	1	5
	Row 2	j.v.:	3	23	0	0
	Row 3	frosh:	1	0	0	0
	Row 4	total:	9	68	1	5
BOYS	Row 5	varsity:	5	48	1	10
	Row 6	j.v.:	3	22	0	0
	Row 7	frosh:	1	0	0	0
	Row 8	total:	9	70	1	10

- For Column 1, list the number of interscholastic teams offered for girls and boys at each competitive level (varsity, junior varsity, and freshman). For girls, total each of the entries in Rows 1, 2, and 3 into Row 4. For boys, total Rows 5, 6, and 7 into Row 8.
- For Column 2, list the number of participants at each level. For girls, total each of the entries in Rows 1, 2, and 3 into Row 4. For boys, total Rows 5, 6, and 7 into Row 8. **Note:** The totals in Row 4 for girls and in Row 8 for boys must be the same as the totals in Form T-1, Column 3, Rows 1 and 2 respectively.
- For Column 3, list the number of interscholastic teams that have been added in the last five years at each competitive level. Count each team added during the 5 year period only one time. e.g. Girl's junior varsity soccer was added 3 years ago, count the team only once, not 3 times. For girls, total the entries in Rows 1, 2, and 3 into Row 4. For boys, total Rows 5, 6, and 7 into Row 8.
- For Column 4, list the number of participants that are **currently** on each level of the teams that were added in the last five years. If a team was added previously but no longer exists, there are no current participants to be added for that team. For girls, total the entries in Rows 1, 2, and 3 into Row 4. For boys, total Rows 5, 6, and 7 into Row 8.
- For Column 5, calculate the percentage of participants that have been added in the last five years. For girls, take the number in Column 4, Row 4 and divide by the number in Column 2, Row 4. For boys, take the number in Column 4, Row 8 and divide it by the number in Column 2, Row 8.

Note: If the percentage of current participants added in the last five years is 25% or greater, compliance with Test Two may be possible. If less than 25%, then compliance with Test Three should be analyzed. **CAUTION:** 25% is not a formal compliance standard.

Principal's Signature _____



Date: 4-15-09



2008-2009

**ACCOMODATION OF INTERESTS AND ABILITIES
SUMMARY PROGRAM CHART T-4**

KHSAA
Form T4
F-Forms/T4
Rev. 12/08

Levels of Competition Test One

		Column 1	Column 2	Column 3
Girls	Team Levels	Number of Teams Currently Offered	Number of Participants	Percentage of Participants at Each Level
Row 1	varsity:	5	45	66.1%
Row 2	j.v.:	3	23	33.8%
Row 3	frosh:	1	0	0
Row 4	total:		68	100%
Boys				
Row 5	varsity:	5	48	68.5%
Row 6	j.v.:	3	22	31.4%
Row 7	frosh:	1	0	0
Row 8	total:		70	100%

- 1) Column 1, list the number of interscholastic teams offered for girls and boys at each competitive level; varsity, junior varsity, and freshman. (Refer to Form T-2, Accommodation of Interests and Abilities, Summary Program Chart 2, Column 1.)
- 2) For Column 2, list the number of participants at each level. For girls, total the entries in Rows 1, 2, and 3 into Row 4. For boys, total the entries in Rows 5, 6, and 7 into Row 8. (Refer to Form T-2, Accommodation of Interests and Abilities, Summary Program Chart 2, Column 2.)
- 3) For Column 3, calculate the percentage of female and male participants at each level.
 For girls' varsity, junior varsity, and frosh, respectively:
 Divide Column 2, Row 1 by Column 2, Row 4, and place the percentage in Column 3, Row 1
 Divide Column 2, Row 2 by Column 2, Row 4, and place the percentage in Column 3, Row 2.
 Divide Column 2, Row 3 by Column 2, Row 4, and place the percentage in Column 3, Row 3.

 For boys' varsity, junior varsity, and frosh, respectively:
 Divide Column 2, Row 5 by Column 2, Row 8, and place the percentage in Column 3, Row 5.
 Divide Column 2, Row 6 by Column 2, Row 8, and place the percentage in Column 3, Row 6.
 Divide Column 2, Row 7 by Column 2, Row 8, and place the percentage in Column 3, Row 7.

Principal's Signature: *[Signature]* Date: 9-15-09

**2008-2009
ACTUAL EXPENDITURES - PROGRAM COMPARISON CHART 1
TO INCLUDE BOOSTER CLUB FUNDING**

	equipment and supplies		travel		awards		coaches' salaries (to include supplemental and extended employment; dollar amount required)			facilities improvements		publications (if sport-specific)	
	Expenditures		Expenditures		Expenditures		Expenditures			Expenditures		Expenditures	
	School	Booster	School	Booster	School	Booster	School	Booster	# Coaches for all levels / # Teams for all levels	School	Booster	School	Booster
G basketball	884. ⁰⁰	2,785. ⁰⁰	3,014. ⁰⁰	498. ⁰⁰	243. ⁰⁰	-0-	7,500. ⁰⁰	-0-	4	783. ⁰⁰	-0-	100. ⁰⁰	
B basketball	3,202. ⁰⁰	5,471. ⁰⁰	5,342. ⁰⁰	-0-	-0-	1,285. ⁰⁰	8,300. ⁰⁰	-0-	4	783. ⁰⁰	-0-	100. ⁰⁰	
G softball	1,369. ⁰⁰	3,080. ⁰⁰	1,856. ⁰⁰	3,500. ⁰⁰	-0-	526. ⁰⁰	2,800. ⁰⁰	-0-	3	-0-	-0-	33. ⁰⁰	
B baseball	-0-	7,368. ⁰⁰	521. ⁰⁰	-0-	-0-	399. ⁰⁰	2,000. ⁰⁰	-0-	2	-0-	556. ⁰⁰	33. ⁰⁰	
G cross country													
B cross country													
G golf													
B golf													
G soccer	580. ⁰⁰	1,730. ⁰⁰	1,338. ⁰⁰	-0-	157. ⁰⁰	-0-	1,350. ⁰⁰	-0-	2	750. ⁰⁰	-0-	50. ⁰⁰	
B soccer	580. ⁰⁰	1,730. ⁰⁰	1,338. ⁰⁰	-0-	157. ⁰⁰	-0-	1,350. ⁰⁰	-0-	2	750. ⁰⁰	-0-	50. ⁰⁰	
G swimming													
B swimming													
Total expenditures on T-25 and T-26 on the 2008-2009 year report due by April 15, 2009, should reflect the total money spent (rounded off to nearest dollar) for the entire school year of 2007-2008 ending June 30, 2008.													

2. Booster Club Funding/Contributions must be included in the above expenditures total. (Note: It is illegal for coaches to be paid by

Booster Clubs - Reference KHSAA Bylaw 27)

Principal's Signature:  Date: 4-15-09


**2008-2009
ACTUAL EXPENDITURES - PROGRAM COMPARISON CHART 2
TO INCLUDE BOOSTER CLUB FUNDING**

	equipment and supplies		travel		awards		coaches' salaries (to include supplemental and extended employment; dollar amount required)		facilities improvements		publications (if sport-specific)	
	Expenditures		Expenditures		Expenditures		Expenditures		Expenditures		Expenditures	
	School	Booster	School	Booster	School	Booster	School	Booster	School	Booster	School	Booster
G track	105. ⁰⁰	-0-	838. ⁰⁰		-0-		700. ⁰⁰		322. ⁰⁰		17. ⁰⁰	
B track	105. ⁰⁰	-0-	837. ⁰⁰		-0-		700. ⁰⁰		391. ⁰⁰		16. ⁰⁰	
G tennis												
B tennis												
G volleyball												
B wrestling												
G (list sport)												
B football												
G (list sport)												
B (list sport)												

1. Total expenditures on T-35 and T-36 on the 2008-2009 year report due by April 15, 2009, should reflect the total monies spent (rounded off to nearest dollar) for the entire school year of 2007-2008 ending June 30, 2008.

2. Booster Club Funding/Contributions must be included in the above expenditures totals. Indicate percentage of total expenditures for each gender: (if disparities are obvious, list on your Corrective Action Plan (T-60) what action you will take to correct the problem).

Gender	Expenditures	Percentage
Boys	\$ 43,358. ⁰⁰	53.9 %
Girls	\$ 36,972. ⁰⁰	46.0 %
Total:	\$ 80,330.⁰⁰	100%

Principal's Signature:  Date: 4-15-09

2008-2009 KHSAA TITLE IX ATHLETICS AUDIT

KHSAA
Form T41
Rev. 12/08


Checklist - Overall Interscholastic Athletics Program

DIRECTIONS:

For the Areas of Compliance (Opportunities and Benefits) listed on the left hand side of the page, place a checkmark under the appropriate column identifying whether your school provided an advantage to the Girls' Program, or to the Boys' Program or to Neither Program. A review of T-35 and T-36 spending patterns might be helpful in completing this form.

Areas of Compliance:	ADVANTAGE TO:		
	GIRLS' PROGRAM	BOYS' PROGRAM	NEITHER PROGRAM
OPPORTUNITIES			
Accommodation of Interest and Abilities			✓
BENEFITS			
Equipment and Supplies			✓
Scheduling of Games and Practice Time			✓
Travel and Per Diem Allowances			✓
Coaching			✓
Locker Rooms, Practice and Competitive Facilities			✓
Medical and Training Facilities and Services			✓
Publicity			✓
Support Services			✓
Athletic Scholarships			✓
Tutoring			✓
Any meals provided for home			✓

If an advantage is shown, corrective action should be shown on T-60 (Corrective Action Plan).

Principal's Signature: 

Date: 4-15-09



2008-2009 INTERSCHOLASTIC
ATHLETICS SURVEY
Summary of Student Responses

KHSAA
Form T63
Rev. 12/08

School
Name:

Jackson City School

Enrollment
(9-12 Grade):

ROW 3) 110

(SHOULD AGREE WITH FORM T-1, COLUMN 1,

Number of 9-11 Grade Students Surveyed: 92 - 67 turned in

Number of 8th Grade Students Surveyed: 35 - 29 turned in

Date:
Completed
By:

4-10-09

Instructions:

1. Summarize the Student Athletics Interest Surveys Form T-61 by listing the total number of responses on the line next to each sport.
2. Under the Other Category please provide a listing of the sports as well as the number of students who are interested in participating.
3. Please sign and date this Summary Form (T-63) and mail this Summary Form only to the KHSAA by April 15, 2008. Do not mail the student surveys (Form T-61). However, these Forms should be maintained in your files in the event they are requested subsequently.

118 Number of Surveys
96 Total Returned (A minimum of 80% return is expected)
8-11 Grades Surveyed (Should be grades 9-11 and 8th grade if school has a feeder system)

How Was The Survey Administered?

homeroom

(e.g. was it given in all English classes, or all home rooms, or advisee/advisor?)

KHSAA Sanctioned Fall Sports (List Total Number of Participation Responses)

7 Cross Country (Girls)
4 Cross Country (Boys)
22 Football (Boys)
13 Golf (Girls) -
13 Golf (Boys) -
16 Soccer (Girls)
21 Soccer (Boys)
33 Volleyball (Girls)

Winter Sport (List Total Number of Participation Responses)

Form T-63
Rev. 12/07

- 21 Basketball (Girls)
- 23 Basketball (Boys)
- 7 Indoor Track (Girls)
- 3 Indoor Track (Boys)

- 11 Swimming & Diving (Girls)
- 7 Swimming & Diving (Boys)
- 12 Wrestling (Boys)

Spring Sport (List Total Number of Participation Responses)

- 15 Baseball (Boys)
- 22 Fast Pitch Softball (Girls)
- 19 Tennis (Girls)
- 11 Tennis (Boys)
- 8 Track (Girls)
- 7 Track (Boys)

Non-KHSAA Championship Sports (From Student Survey T-61 Question 10)

- 29 Archery
- 9 Field Hockey
- 38 Bowling
- 0 Gymnastics (Boys)
- 14 Gymnastics (Girls)
- 14 Ice Hockey
- 17 Lacrosse (Boys)
- 1 Lacrosse (Girls)
- 21 Rifle
- 13 Rodeo
- 7 Slow Pitch Softball
- 10 Volleyball (Boys)
- ✓ Water Polo
- 11 Weightlifting

Number of Students who participate in Intramural Sports

(From Student Survey T-61 Question 5)

<u>Sport</u>	<u>Number</u>
	0

List Intramural Sports students are interested in adding:
 (From Student Survey T-61 Question 6)

Form T-63
 Rev. 12/07

<u>Sport</u>	<u>Number</u>
Volleyball	12
Football	6
Basketball	4
Soccer	4
Softball	3

Participation in Non-School Sports Activities
 (From Student Survey T-61 Question 7)

<u>Sport</u>	<u>Number</u>
basketball	6
Soccer	8
Softball	2
Volleyball	1
Dirt-bike racing	1
hunting-fishing	1

Reasons for not participating in interscholastic athletics
 (From Survey Question 8)

- 4 I prefer other activities such as band, chorus, etc.
- 29 I don't have time
- The practice schedules and game times are
- 4 inconvenient
- 7 The sport I like isn't offered
- 4 It's too expensive
- 0 I prefer to participate in club or intramural sports
- 5 Working
- 10 Other:

Student Suggestions to encourage participation

Give scholarships, hanging out with friends, better or new sports, have JV teams


 Principal's Signature

4-15-09

Date

SCHOOL NAME
Jackson City School

2008-2009
TITLE IX

CORRECTIVE ACTION PLAN

DIRECTIONS:

1. For Column 1, indicate the intended area (Opportunities or Benefits) which needs corrective action in order to achieve gender equity. For Column 2, write the suggested change or activities that will correct the area in need of alteration. For Column 3, include the estimated completion date for the changes or activities.
2. It is possible to attain compliance with Title IX and no longer need "corrective" action. However, the KHSAA strongly encourages compliant schools to identify items for improvement (Column 1), activities to accomplish the improvement (Column 2) and a timetable for completion (Column 3) that will strengthen the athletic program.
3. You may copy this form as needed. Please attach corrective action plans along with audit forms and submit by April 15, 2009.

COLUMN 1 ITEM FOR CORRECTION/ IMPROVEMENT	COLUMN 2 SUGGESTED CHANGE/ ACTIVITIES	COLUMN 3 SCHOOL YEAR, COMPLETION DATE OF CORRECTION FOR PROJECT
Girls Golf Team	Encourage more females to participate	2011
Girls Basketball team	Girls boosters sale concessions at double header games in order to raise money	2010

Principal's Signature: 

Date: 5-6-09